

DEFY GRAVITY



JOBST® COMPRESSION

Head & Chest Garments

CONTENTS

Head and Chest Garments

BELLISSE® BRA AND PADS 180

**JOVIPAK HEAD AND NECK
COMPRESSION GARMENTS 187**



BELLISSE® BRA AND PADS



BELLISSE®

Bellisse® is a medical compression garment that facilitates drainage of excess lymphatic fluid in the chest and breast area following breast cancer and other chest or truncal surgeries.

Colour



Buff

Fabric

Polyester/Nylon/
Spandex

The benefits of the Bellisse® Bra include:

1. Gentle compression of the torso while directing the excess lymphatic load to alternate functional pathways.
2. Simplified use of specialty pads to address specific areas of breast and/or chest wall oedema and/or fibrosis.
3. A large range of sizes, with unprecedented adjustability: a front zipper for ease of donning and a variable position back closure, allowing for optimal fit.
4. The unique, non-restrictive design is comfortable, day and night, and aids in pain reduction and swelling following surgery.

Product Code	Product Description and Size
76125-29	Bellisse Compression Bra Size 30 A/B Buff
76125-30	Bellisse Compression Bra Size 30 C/D Buff
76125-31	Bellisse Compression Bra Size 32 A/B Buff
76125-32	Bellisse Compression Bra Size 32 C/D Buff
76125-33	Bellisse Compression Bra Size 32 DD/E Buff
76125-34	Bellisse Compression Bra Size 34 A/B Buff
76125-35	Bellisse Compression Bra Size 34 C/D Buff
76125-36	Bellisse Compression Bra Size 34 DD/E Buff
76125-37	Bellisse Compression Bra Size 36 A/B Buff
76125-38	Bellisse Compression Bra Size 36 C/D Buff
76125-39	Bellisse Compression Bra Size 36 DD/E Buff
76125-40	Bellisse Compression Bra Size 38 A/B Buff
76125-41	Bellisse Compression Bra Size 38 C/D Buff
76125-42	Bellisse Compression Bra Size 38 DD/E Buff
76125-43	Bellisse Compression Bra Size 40 A/B Buff
76125-44	Bellisse Compression Bra Size 40 C/D Buff

Product Code	Product Description and Size
76125-45	Bellisse Compression Bra Size 40 DD/E Buff
76125-46	Bellisse Compression Bra Size 42 A/B Buff
76125-47	Bellisse Compression Bra Size 42 C/D Buff
76125-48	Bellisse Compression Bra Size 42 DD/E Buff
76125-49	Bellisse Compression Bra Size 44 A/B Buff
76125-50	Bellisse Compression Bra Size 44 C/D Buff
76125-51	Bellisse Compression Bra Size 44 DD/E Buff
76125-52	Bellisse Compression Bra Size 46 A/B Buff
76125-53	Bellisse Compression Bra Size 46 C/D Buff
76125-54	Bellisse Compression Bra Size 46 DD/E Buff
76125-55	Bellisse Compression Bra Size 48 A/B Buff
76125-56	Bellisse Compression Bra Size 48 C/D Buff
76125-57	Bellisse Compression Bra Size 48 DD/E Buff
76125-58	Bellisse Compression Bra Size 50 C/D Buff
76125-59	Bellisse Compression Bra Size 50 DD/E Buff

Bellisse® Size Chart

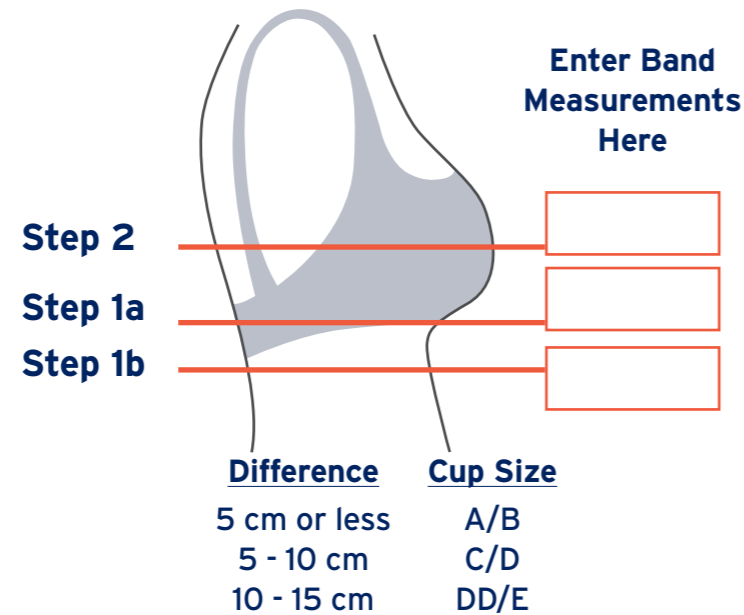
To determine your patient's band size:

- 1a. Measure circumferentially below the bust where a regular bra finishes.
- 1b. Drop the tape 5 - 7 cm below this point and measure around the bottom of the rib cage.
Use the larger of the two rib cage measurements for your patient's band size. Round odd numbers up.

To determine your patient's cup size:

2. Measure circumferentially around the fullest part of the bust.
3. Subtract largest ribcage measurement from the bust measurement to determine cup size.
 - a. If the difference is 5 cm or less between 1 and 2, select cup size A/B.
 - b. If the difference is 5 - 10 cm between 1 and 2, select cup size C/D.
 - c. If the difference is 10 - 15 cm between 1 and 2, select cup size DD/E.
 - d. If the difference is more than 15 cm, then go up one band size.

Size	Centimetres
30	76.3
32	81.3
34	86.4
36	91.4
38	96.5
40	101.6
42	106.7
44	111.8
46	116.8
48	121.9
50	127



If more than 15 cm, go up one band size

Bellisse Size:

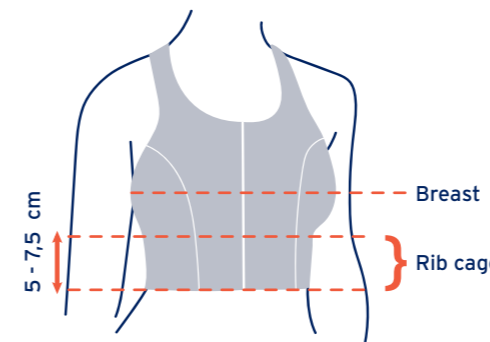


TIPS FOR GETTING THE BEST FIT WITH BELLISSE® - EXCLUSIVELY BY JOBST®

Bellisse® is unlike a conventional bra in that it is designed to contain total chest wall tissue

Measuring

1. Measure the circumference of the fullest part of the **breasts**.
2. Measure the largest **rib cage** circumference to determine band size.
3. **Cup size** is determined by the **difference** between these above two measurements (not by the patients traditional cup size).



Tips & tricks

- Take measurements **with a contour** and over a prosthesis or pads. It may be helpful to measure with the patient wearing an existing bra or supported with their hands to ensure breast is in the correct position.
- Select a size which **maximizes surface** area over the torso.
- Alter cup and band size according to shape to ensure chest wall volume is represented and compressed in the right location:

Larger breast + smaller back/trunk → **bigger cup** + smaller band width.

Smaller breast + larger back/trunk → **smaller cup** + larger band width.

Did you know?
A size 34 C/D is the same volume as a size 36 A/B!



THE **EYE HOOKS** CAN BE UTILIZED TO ACHIEVE A BETTER FIT

Fitting tips

Larger breast & smaller trunk

Try the **V shaped** fit:

- Loosen top
- Tighten bottom eye hooks



Smaller breast & larger trunk

Try the **upside-down V shaped** fit:

- Tighten top
- Loosen bottom eye hooks (leave last two rows undone completely)

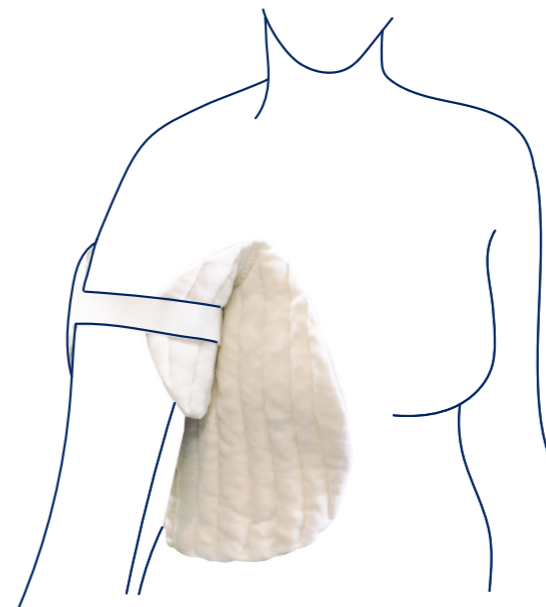


Because a **hug** should never hurt

When do you **need** to add a breast pad?

Breast pads are important when there is pitting oedema (when finger pressure leaves a lingering indentation in the skin) and/or fibrosis (stiffness or scarring) resulting from surgery or radiation.

Both conditions impede the natural flow of fluid and contribute to chronic swelling in the breast or chest wall.



AXILLA PAD

The **Axilla Pad** was created in response to a request by a breast surgeon looking for a "tapeless solution" immediately following axillary node dissection. The flat pad is placed against the chest wall and held in place by the **Bellisse®**.

Colour



Buff

Fabric

Polyester with elastic band

The size is determined by the measurement around the widest part of the biceps: 30 - 38 cm or 38 - 46 cm



- ✓ The bra should not move when lifting arms in the air.
- ✓ The axilla gusset should sit 2 finger widths below the axilla.
- ✓ Breathing should not be restricted, and two fingers should be comfortably able to be inserted under the band and shoulder straps.
- ✓ The band should sit between the belly button and base of rib cage.



Product Code	Size
75925-02	Axilla Pad 30 - 38 cm Small / Medium Buff
75925-03	Axilla Pad 38 - 46 cm Large / XLarge Buff



LATERAL PAD

The **Lateral Pad** fits into the inside pocket of the **Bellisse®** or other compression garment. It is ideal for softening fibrotic areas on the lateral breast.

Colour



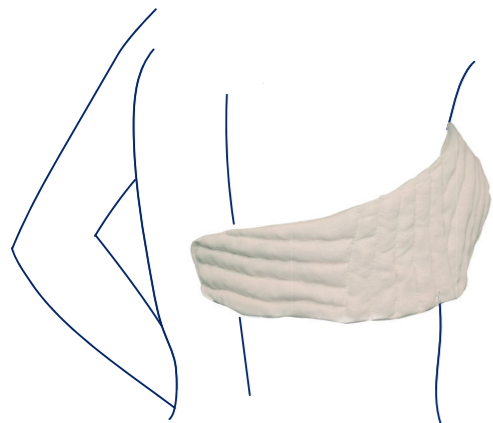
Buff

Fabric

Polyester



Product Code	Size
76166-03	Lateral Pad Small Buff
76166-04	Lateral Pad Medium Buff
76166-05	Lateral Pad Large Buff



POST-LUMPECTOMY PAD

The **Post-Lumpectomy Pad** features a posterior extension that addresses swelling and/or radiation fibrosis over the affected breast and serratus anterior. This pad covers the affected breast completely and extends to the spine.

Colour



Buff

Fabric

Polyester



Product Code	Size
75931-04	Post Lumpectomy Pad A/B Cup Small Buff
75931-05	Post Lumpectomy Pad C Cup Medium Buff
75931-06	Post Lumpectomy Pad D/DD Cup Large Buff
75931-07	Post Lumpectomy Pad E Cup XLarge Buff



JOVIPAK® HEAD AND NECK COMPRESSION GARMENTS

With **over 70 years of expertise** in compression therapy and its **patient-centred** philosophy, **JOBST®** products are the **gold standard** in lymphoedema management

With the integration of **JoViPak®** products into the **JOBST®** portfolio, Essity is providing additional effective 'tools' to help patients live their lives as independently as possible.

JoViPak® products utilise four different densities of chipped foam to apply gentle pressure to the tissue, creating regional channelling of high and low pressure areas. This effectively helps push oedema and lymph fluid into areas of least resistance along the channels and toward functioning lymphatic drainage areas of the body, a technology **JoViPak®** calls Continuous Flow Channelling.

Studies on burn patients have shown how fibrosis from excess collagen can occur after tissue injury and inflammation, and how slow and prolonged stress on these fibres can help elongate and soften the collagen, allowing for a softening of the fibrotic tissue and improved evacuation of fluid from the congested area. Chipped foam garments and compression may work in a similar way to help break up fibrotic areas.

JOVIPAK® HEAD AND NECK COMPRESSION GARMENTS

Treatment for head and neck cancer may result in lymphoedema, which can be a lifelong challenge for patients and therapists. Skilled treatment by qualified professionals is required to successfully decrease symptoms and prevent complications. JoViPak has specially designed a range of compression garments for this condition.

These garments are well accepted by therapists and are highly tolerated by patients.

The unique feature of these garments is the highly resilient shredded foam which creates high and low pressure points in the skin and underlying tissue. Continuous flow channelling guides excess fluid away from congested areas and into functional lymphatic transport vessels.

Every garment is adjustable, washable, re-usable, and easy to apply.

All garments are Ready-to-Wear.



CHIN STRAP - STANDARD

The **Chin Strap - Standard** is designed to address oedema of the neck, mandible and the anterior/lateral aspects of the face (partially covers the ears). The open neck seam accommodates a choice of padding. The Velcro® straps at the neck and top of head can be adjusted to patient's comfort level, making the garment suitable for overnight wear.

Colour

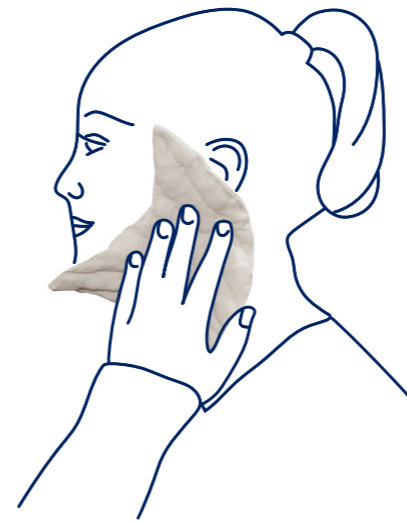


Buff

Fabric

Organic Cotton & Spandex

Note: this garment does not have any padding. JOBST® JoViPak® recommends a **Neck Pad - Universal** with this product for maximum effectiveness.



NECK PAD - UNIVERSAL

The **Neck Pad - Universal** is designed to be used with the **Chin Strap - Standard**, addressing bilateral head & neck oedema where there is swelling of the neck in front of the ear(s).

Colour



Buff

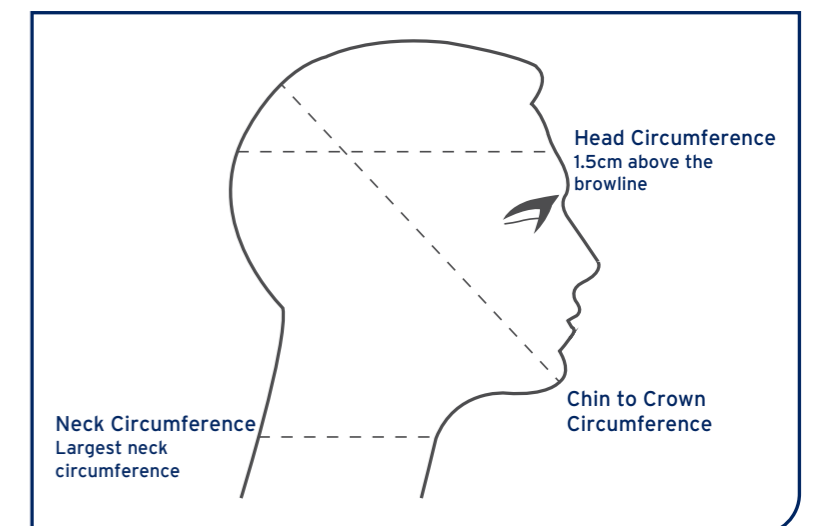
Fabric

Organic Cotton & Spandex

Product Code	Size
76133-00	Chin Strap Standard Small Size Ivory
76133-01	Chin Strap Standard Medium Size Ivory
76133-02	Chin Strap Standard Large Size Ivory
76133-03	Chin Strap Standard XLarge Size Ivory
76133-04	Chin Strap Standard XXLarge Size Ivory
77610-00	Neck Pad Universal Shape Small/ Medium Ivory
77610-01	Neck Pad Universal Shape Large/ XLarge Ivory

Chin Strap Size Chart

Size	Head Circumference	Neck Circumference	Chin to Crown Circumference
Small	53.3 - 55.9 cm	28 - 33 cm	60 - 63.5 cm
Medium	55.9 - 58.4 cm	33 - 38.1 cm	63.5 - 67.5 cm
Large	58.4 - 61 cm	38.1 - 43.2 cm	67.5 - 71 cm
XLarge	61 - 63.5 cm	43.2 - 48.3 cm	71 - 75 cm
XXLarge	63.5 - 66 cm	48.3 - 52.1 cm	75 - 78.5 cm



Fibre Content

PRODUCT	Polyester Fibre	Spandex (Elastane)	Nylon (Polyamide)	Polyurethane	Organic Cotton
Bellisse® Breast and Chest Wall Compression Garment - Body	79%	21%	-	-	-
Bellisse® Breast and Chest Wall Compression Garment - Lining	-	32%	68%	-	-
JOBST® JoViPad Axilla / Lateral / Post-Lumpectomy Fabric	100%	-	-	-	-
JOBST® JoViPad Axilla / Lateral / Post-Lumpectomy Filling	-	-	-	100%	-
JOBST® JoViPak® Chin Strap	-	9%	-	-	91%
JOBST® JoViPad Neck Fabric	-	9%	-	-	91%
JOBST® JoViPad Neck Filling	-	-	-	100%	-



JOBST®,
an Essity brand

Always read the label and follow the directions for use.

ESS0804
03/2026

Essity Health & Medical

PO Box 337, Mount Waverley,
Victoria, Australia 3149
medical.essity.com.au
jobst.com.au

JOBST® Customer Service AU
T 1300 998 810 F 1300 998 820
JOBST® Customer Service NZ
T 0508 998 810 F 0508 998 820