

# JOBST® Ready-to-Wear Lower Limb Compression Garments

For the management of mild to moderate venous  
and lymphatic conditions

## Download Printable Copies of JOBST Measuring Forms

You can download copies of the measuring forms for the full  
JOBST range that can be printed on standard office printers at:  
[jobst.co.uk/professionals/resources/measuring-forms/](https://www.jobst.co.uk/professionals/resources/measuring-forms/)  
or scan the QR to access



# Availability on Prescription

Please use this information to check that your required JOBST garment is available on prescription before completing a prescription request form

JOBST® Opaque											
		Knee high		Thigh high						Tights	
Colour	RAL Class	Open Toe	Closed Toe	Open Toe Sensitive Top Band	Closed Toe Sensitive Top Band	Open Toe Lace Top Band	Closed Toe Lace Top Band	Open Toe Dotted Top Band	Closed Toe Dotted Top Band	Open Toe	Closed Toe
Black	CCL1 (18-21mmHg)	✓	✓	✓	✓	✓	✓	✓	✓	✓	✓
	CCL2 (23-32mmHg)	✓	✓	✓	✓	✓	✓	✓	✓	✓	✓
Natural	CCL1 (18-21mmHg)	✓	✓	✓	✓	✓	✓	✓	✓	✓	✓
	CCL2 (23-32mmHg)	✓	✓	✓	✓	✓	✓	✓	✓	✓	✓
Caramel	CCL1 (18-21mmHg)	✓	✓	✓	✓	✓	✓	✓	✓	✓	✓
	CCL2 (23-32mmHg)	✓	✓	✓	✓	✓	✓	✓	✓	✓	✓
Bronze	CCL1 (18-21mmHg)	✓	✓	✓	✓	✓	✓	✓	✓	✓	✓
	CCL2 (23-32mmHg)	✓	✓	✓	✓	✓	✓	✓	✓	✓	✓
Navy	CCL1 (18-21mmHg)	✓	✓	✓	✓	✓	✓	✓	✓	✓	✓
	CCL2 (23-32mmHg)	✓	✓	✓	✓	✓	✓	✓	✓	✓	✓

JOBST® forMen Ambition		
		Knee high
Colour	RAL Class	Closed Toe
Black	CCL1 (18-21mmHg)	✓
	CCL2 (23-32mmHg)	✓
Dark Grey	CCL1 (18-21mmHg)	✓
	CCL2 (23-32mmHg)	✓
Navy	CCL1 (18-21mmHg)	✓
	CCL2 (23-32mmHg)	✓
Khaki	CCL1 (18-21mmHg)	✓
	CCL2 (23-32mmHg)	✓
Brown	CCL1 (18-21mmHg)	✓
	CCL2 (23-32mmHg)	✓

JOBST® UltraSheer											
		Knee high		Thigh high						Tights	
Colour	RAL Class	Open Toe	Closed Toe	Open Toe Sensitive Top Band	Closed Toe Sensitive Top Band	Open Toe Lace Top Band	Closed Toe Lace Top Band	Open Toe Dotted Top Band	Closed Toe Dotted Top Band	Open Toe	Closed Toe
Black	CCL1 (18-21mmHg)	X	✓	✓	✓	X	✓	X	X	X	✓
	CCL2 (23-32mmHg)	✓	✓	✓	✓	✓	✓	✓	✓	✓	✓
Natural	CCL1 (18-21mmHg)	X	✓	✓	✓	X	✓	X	X	X	✓
	CCL2 (23-32mmHg)	✓	✓	✓	✓	✓	✓	✓	✓	✓	✓
Caramel	CCL1 (18-21mmHg)	X	✓	✓	✓	X	✓	X	X	X	✓
	CCL2 (23-32mmHg)	✓	✓	✓	✓	✓	✓	✓	✓	✓	✓
Bronze	CCL1 (18-21mmHg)	X	✓	X	✓	X	✓	X	X	X	✓
	CCL2 (23-32mmHg)	X	✓	X	✓	X	✓	X	✓	X	✓
Espresso	CCL1 (18-21mmHg)	X	✓	X	✓	X	✓	X	X	X	✓
	CCL2 (23-32mmHg)	X	✓	X	✓	X	✓	X	✓	X	✓
Anthracite	CCL1 (18-21mmHg)	X	✓	X	✓	X	✓	X	X	X	✓
	CCL2 (23-32mmHg)	X	✓	X	✓	X	✓	X	✓	X	✓

JOBST® forMen Explore		
		Knee high
Colour	RAL Class	Closed Toe
Black	CCL1 (18-21mmHg)	✓
	CCL2 (23-32mmHg)	✓
Dark Grey	CCL1 (18-21mmHg)	✓
	CCL2 (23-32mmHg)	✓
Navy	CCL1 (18-21mmHg)	✓
	CCL2 (23-32mmHg)	✓
Khaki	CCL1 (18-21mmHg)	✓
	CCL2 (23-32mmHg)	✓

JOBST® Classic					
		Knee high	Thigh high	Tights	
Colour	RAL Class	Open Toe	Open Toe Dotted Top Band	Open Toe	
Sand	CCL2 (23-32mmHg)	✓	✓	✓	
	CCL3 (34-46mmHg)	✓	✓	✓	
Pearl	CCL2 (23-32mmHg)	✓	✓	✓	
	CCL3 (34-46mmHg)	✓	✓	✓	

## JOBST® Delivered

To use this dispensing service, please send this form and prescription to:  
**JOBST Delivered, FREEPOST, 10 Cossall Industrial Estate, Ilkeston, Derby, DE7 5UG.**

If using an Electronic Prescription Service (EPS), please select code **FJ708** to nominate Daylong Direct as the dispenser or order online at [jobstonline.co.uk](http://jobstonline.co.uk) and select JOBST Delivered as the dispenser.

For envelopes, please contact: [jobstdelivered@daylongdirect.co.uk](mailto:jobstdelivered@daylongdirect.co.uk) or **0808 196 6250**  
 JOBST Delivered is operated by Daylong Direct, 10 Cossall Industrial Estate, Ilkeston, Derby, DE7 5UG.

## Go digital and order using JOBST Online

Bringing you an easier way to order JOBST. Order direct with payment by account or on prescription by selecting JOBST Delivered\* as the dispenser on JOBST Online.

Scan QR code to register or visit [order.jobst.com/UK](http://order.jobst.com/UK)



\*JOBST Delivered is operated by Daylong Direct, 10 Cossall Industrial Estate, Ilkeston, Derby, DE7 5UG

Privacy Policy: [www.daylong.co.uk](http://www.daylong.co.uk)

To find out more about our extensive JOBST compression range, visit [www.jobst.co.uk](http://www.jobst.co.uk)

# JOBST® Ready-to-Wear

## Ready-to-wear order form and prescription request

Email order to Customer Services on: **compression.uk@jobst.com**

Fax order to Customer Services on: **0345 122 3450**

Date: \_\_\_\_\_ Purchase Order No.: \_\_\_\_\_

Measured By: \_\_\_\_\_

Delivery Address: \_\_\_\_\_

Patient Name: \_\_\_\_\_ DoB: \_\_\_\_\_

Tel: \_\_\_\_\_ Email: \_\_\_\_\_

Invoice Address: \_\_\_\_\_

1. <input type="checkbox"/> <b>JOBST® Opaque</b>	<input type="checkbox"/> <b>JOBST® UltraSheer</b>	<input type="checkbox"/> <b>JOBST® Classic</b>	<input type="checkbox"/> <b>JOBST® ForMen Ambition</b> <input type="checkbox"/> <b>JOBST® ForMen Explore</b>
2. <input type="checkbox"/> Knee High <input type="checkbox"/> Thigh High <input type="checkbox"/> Tights	<input type="checkbox"/> Knee High <input type="checkbox"/> Thigh High <input type="checkbox"/> Tights	<input type="checkbox"/> Knee High <input type="checkbox"/> Thigh High <input type="checkbox"/> Tights	<input checked="" type="checkbox"/> Knee High
3. <input type="checkbox"/> CCL 1 (18-21mmHg) <input type="checkbox"/> CCL 2 (23-32mmHg)	<input type="checkbox"/> CCL 1 (18-21mmHg) <input type="checkbox"/> CCL 2 (23-32mmHg)	<input type="checkbox"/> CCL 2 (23-32mmHg) <input type="checkbox"/> CCL 3 (34-46mmHg)	<input type="checkbox"/> CCL 1 (18-21mmHg) <input type="checkbox"/> CCL 2 (23-32mmHg)
4. <input type="checkbox"/> Open Toe <input type="checkbox"/> Closed Toe	<input type="checkbox"/> Open Toe <input type="checkbox"/> Closed Toe	<input checked="" type="checkbox"/> Open Toe	<input checked="" type="checkbox"/> Closed Toe
5. Silicone Top Band (Thigh High only) <input type="checkbox"/> Sensitive <input type="checkbox"/> Sensitive Wide <input type="checkbox"/> Lace <input type="checkbox"/> Lace Wide <input type="checkbox"/> Dotted <input type="checkbox"/> Dotted Wide	Silicone Top Band (Thigh High only) <input type="checkbox"/> Sensitive <input type="checkbox"/> Sensitive Wide <input type="checkbox"/> Lace <input type="checkbox"/> Lace Wide <input type="checkbox"/> Dotted <input type="checkbox"/> Dotted Wide	Silicone Top Band (Thigh High only) <input type="checkbox"/> Dotted	
6. <input type="checkbox"/> Petite <input type="checkbox"/> Regular	<input type="checkbox"/> Petite <input type="checkbox"/> Regular	<input type="checkbox"/> Petite <input type="checkbox"/> Regular	<input type="checkbox"/> Regular <input type="checkbox"/> Long
7. <input type="checkbox"/> Black <input type="checkbox"/> Natural <input type="checkbox"/> Caramel <input type="checkbox"/> Bronze <input type="checkbox"/> Navy	<input type="checkbox"/> Black <input type="checkbox"/> Natural <input type="checkbox"/> Caramel <input type="checkbox"/> Bronze <input type="checkbox"/> Espresso <input type="checkbox"/> Anthracite	<input type="checkbox"/> Pearl <input type="checkbox"/> Sand	<input type="checkbox"/> Black <input type="checkbox"/> Dark Grey <input type="checkbox"/> Navy <input type="checkbox"/> Khaki <input type="checkbox"/> Brown (Ambition only)
8. <input type="checkbox"/> Size I	<input type="checkbox"/> Size II	<input type="checkbox"/> Size III	<input type="checkbox"/> Size IV
			<input type="checkbox"/> Size V
			<input type="checkbox"/> Size VI

PIP Code:    -

Product Code:      -


Quantity Required:

Repeat prescription required every  months

**Find ordering and prescribing information fast with JOBST Code Finder**

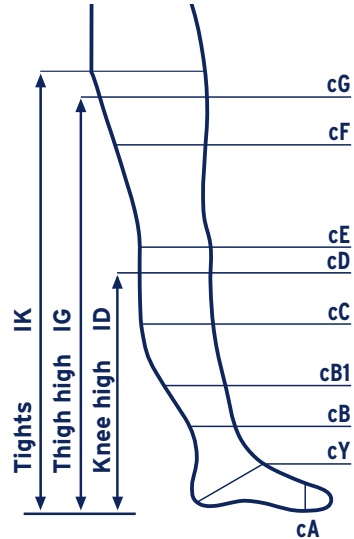
No more searching through a catalogue, use our web app on your mobile device to find the information you need.

Scan the QR code or search for [codefinder.jobst.com](https://codefinder.jobst.com) on your mobile device.



# Measuring Guide

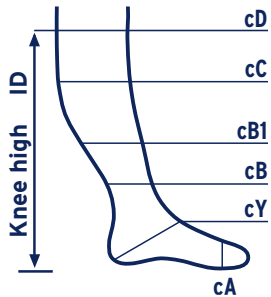
## JOBST® Opaque / JOBST® UltraSheer / JOBST® Classic\*



Measurement point	Sizes						Measurements	
	I	II	III	IV	V	VI	Left leg	Right leg
<b>Circumference (cm)</b>								
cG (no silicone band)	43 - 57cm	45 - 62cm	49 - 67cm	53 - 72cm	56 - 77cm	60 - 81cm		
cG (silicone band wide)	49 - 57cm	53 - 62cm	57 - 67cm	61 - 72cm	65 - 77cm	69 - 81cm		
cG (silicone band)	43 - 48cm	45 - 52cm	49 - 56cm	53 - 60cm	56 - 64cm	60 - 68cm		
cF	39 - 52cm	41 - 56cm	44 - 60cm	47 - 65cm	50 - 69cm	53 - 73cm		
cE	30 - 37cm	33 - 40cm	35 - 43cm	37 - 45cm	39 - 48cm	41 - 51cm		
cD	27 - 33cm	29 - 36cm	32 - 39cm	34 - 42cm	36 - 45cm	38 - 48cm		
cC	28 - 34cm	30 - 37cm	33 - 40cm	35 - 43cm	37 - 46cm	39 - 49cm		
cB1	23 - 27cm	24 - 29cm	26 - 32cm	29 - 35cm	31 - 37cm	33 - 39cm		
cB	18 - 20cm	20 - 22cm	22 - 24cm	24 - 26cm	26 - 28cm	28 - 30cm		
cY	26 - 31cm	28 - 33cm	29 - 35cm	31 - 37cm	32 - 38cm	33 - 40cm		
cA	17 - 22cm	19 - 24cm	21 - 26cm	23 - 29cm	25 - 32cm	27 - 34cm		
<b>Length (cm)</b>	Petite		Regular				Left leg	Right leg
IK (Tights)	65 - 75cm		75 - 85cm					
IG (Thigh high)	60 - 69cm		70 - 80cm					
ID (Knee high)	34 - 39cm		39 - 45cm					

\*JOBST Classic thigh high garment available in Regular length only

## JOBST® ForMen Ambition / JOBST® ForMen Explore



Measurement point	Sizes						Measurements	
	I	II	III	IV	V	VI	Left leg	Right leg
<b>Circumference (cm)</b>								
cD	28 - 34cm	31 - 38cm	34 - 41cm	37 - 46cm	40 - 49cm	42 - 52cm		
cC	30 - 36cm	32 - 40cm	34 - 43cm	38 - 47cm	40 - 50cm	43 - 53cm		
cB1	23.5 - 27.5cm	26 - 30.5cm	28.5 - 33cm	31 - 36.5cm	33.5 - 39cm	35.5 - 41.5cm		
cB	18 - 20cm	20 - 22cm	22 - 24cm	24 - 26cm	26 - 28cm	28 - 30cm		
cY	26 - 31cm	28 - 33cm	29 - 35cm	31 - 37cm	32 - 38cm	33 - 40cm		
cA	17 - 22cm	19 - 24cm	21 - 26cm	23 - 29cm	25 - 32cm	27 - 34cm		
<b>Length (cm)</b>	Regular			Long			Left leg	Right leg
ID (Knee high)	39 - 45cm			45 - 51cm				

### Please note

Some patients may fit into more than one size, use clinical judgement to select most appropriate size. If the best fit is not clear, then the patient may require a made to measure flat knit garment or an adjustable compression wrap device.

## Measuring instructions

1. Measure each circumference point for the garment style required (e.g. knee high, thigh high or tights). Record each measurement in the left & right leg columns
2. Starting with cA, circle each measurement range along the row that the circumference measurement fits into. Repeat for each circumference point needed for the required garment style (see example 1 below)
3. Determine the size required based on the size column with the most circles (see example 2 below)
4. Measure the leg length, taking a straight measurement from the floor to the required measuring point (do not follow the contour of the leg). Record length measurements in the left & right leg columns. Determine the appropriate leg length (Petite or Regular) or (Regular or Long)

**1** Example: If cA measurement is 22cm

Circumference (cm)	I	II	III
cG (tights only)	43 - 57cm	45 - 62cm	49 - 67cm
cG (silicone band wide)	49 - 57cm	53 - 62cm	57 - 67cm
cG (silicone band)	43 - 48cm	45 - 52cm	49 - 56cm
cF	39 - 52cm	41 - 56cm	44 - 60cm
cE	30 - 37cm	33 - 40cm	35 - 43cm
cD	27 - 33cm	29 - 36cm	32 - 39cm
cC	28 - 34cm	30 - 37cm	33 - 40cm
cB1	23 - 27cm	24 - 29cm	26 - 32cm
cB	18 - 20cm	20 - 22cm	22 - 24cm
cY	26 - 31cm	28 - 33cm	29 - 35cm
cA	17 - 22cm	19 - 24cm	21 - 26cm

**2** Size III is the most appropriate size

	Sizes						Meas
	II	III	IV	V	VI	Left	
cG (tights only)	43 - 57cm	45 - 62cm	49 - 67cm	53 - 72cm	56 - 77cm	60 - 81cm	
cG (silicone band wide)	49 - 57cm	53 - 62cm	57 - 67cm	61 - 72cm	65 - 77cm	69 - 81cm	
cG (silicone band)	43 - 48cm	45 - 52cm	49 - 56cm	53 - 60cm	56 - 64cm	60 - 68cm	
cF	39 - 52cm	41 - 56cm	44 - 60cm	47 - 65cm	50 - 69cm	53 - 73cm	
cE	30 - 37cm	33 - 40cm	35 - 43cm	37 - 45cm	39 - 48cm	41 - 51cm	
cD	27 - 33cm	29 - 36cm	32 - 39cm	34 - 42cm	36 - 45cm	38 - 48cm	34
cC	28 - 34cm	30 - 37cm	33 - 40cm	35 - 43cm	37 - 46cm	39 - 49cm	35
cB1	23 - 27cm	24 - 29cm	26 - 32cm	29 - 35cm	31 - 37cm	33 - 39cm	29
cB	18 - 20cm	20 - 22cm	22 - 24cm	24 - 26cm	26 - 28cm	28 - 30cm	23
cY	26 - 31cm	28 - 33cm	29 - 35cm	31 - 37cm	32 - 38cm	33 - 40cm	33
cA	17 - 22cm	19 - 24cm	21 - 26cm	23 - 29cm	25 - 32cm	27 - 34cm	22

Measuring Points	
Circumference	Length
<b>cG</b> = widest part of thigh	<b>IK</b> = floor to crotch
<b>cF</b> = middle of thigh	<b>IG</b> = floor to gluteal fold
<b>cE</b> = middle of patella with leg flexed at 30-45 degrees	<b>ID</b> = floor to two fingers width below crease of the knee
<b>cD</b> = two fingers width below crease of the knee	
<b>cC</b> = widest part of calf	
<b>cB1</b> = insertion of the Achilles tendon	
<b>cB</b> = narrowest part of ankle	
<b>cY</b> = heel to front ankle crease (maximum dorsiflexion)	
<b>cA</b> = base of toes	

## Check out our measuring guide videos

Scan the relevant QR code for help with measuring for JOBST® Ready-to-Wear (RTW)



Knee High



Thigh High

By completing this order form, you are confirming that you are aware of your obligation to obtain consent from the patient on the processing of their data for the production of their JOBST® compression garment in accordance with the General Data Protection Regulation. For more information and our Privacy Policy, visit [www.jobst.co.uk](http://www.jobst.co.uk)